

Part No.	TX-S3A140-002K	eSpec No.	WKF-BA3095	Page	2 of 8
-----------------	----------------	------------------	------------	-------------	--------

Characteristics at $I_f=700mA$, $V_r=5V$ ($T_a=25^\circ C$)

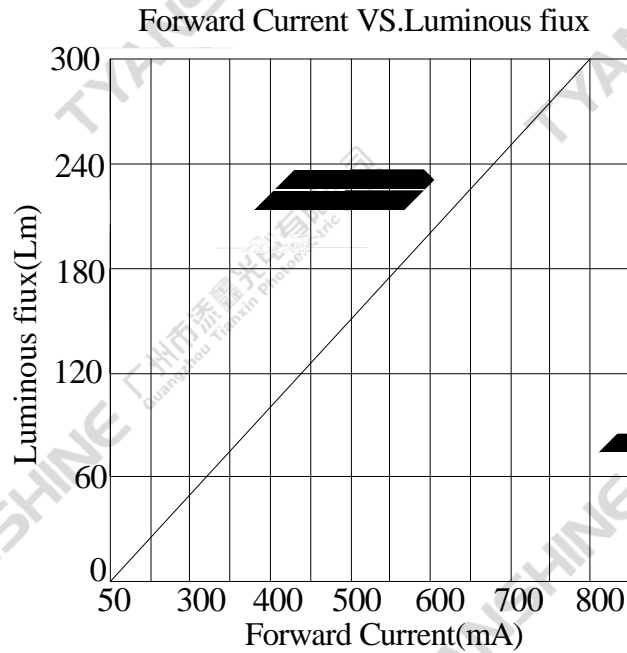
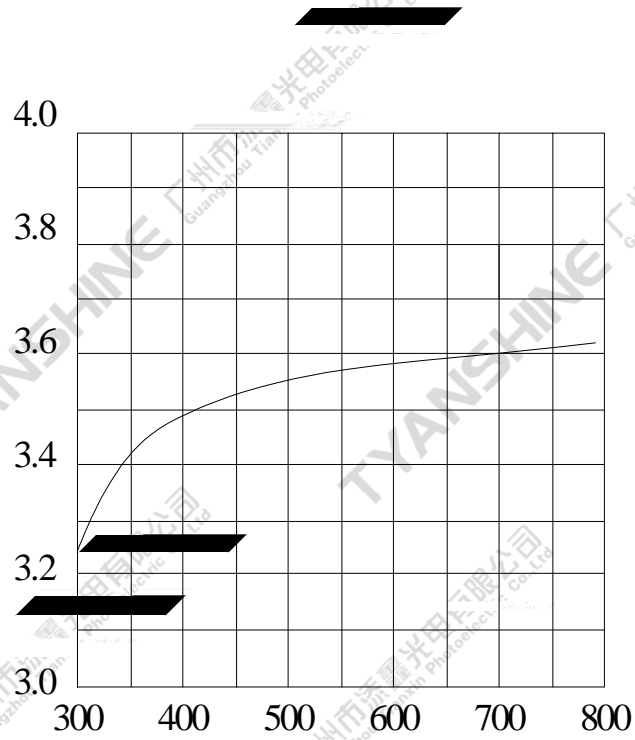
Parameter	Symbol	Values			Units
		Min.	Typ.	Max.	
Luminous Flux	ϕ_v	205	265	—	lm
Viewing Angle at 50° IV	$2\theta_{1/2}$	—	140	—	Deg
Forward Voltage	V_f	3.2	3.6	4.0	V
Correlated Colour Temperature	CCT	2850	3000	3500	K
Reverse Current	I_R	—	—	10	μA
Thermal Resistance Junction to Case	$R\theta_{J-C}$	—	10	—	K/C
Temperature Coefficient of Forward Voltage	V_f / T	—	-2	—	mV/
Color Rendering Index	R_a	—	—	—	—

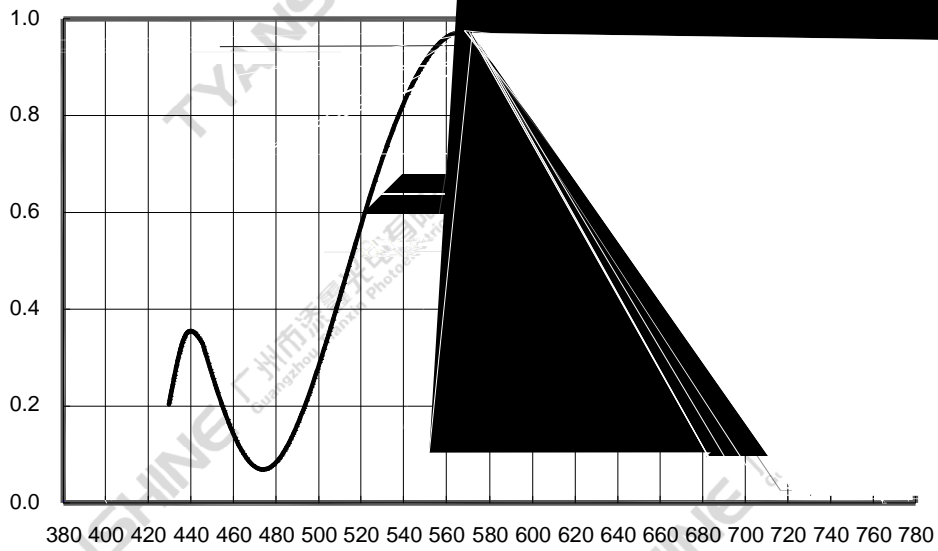
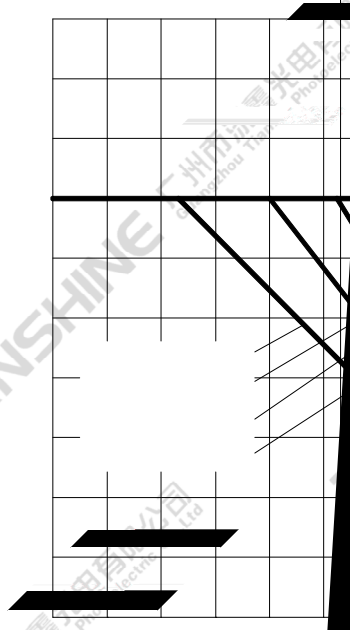
Notes:

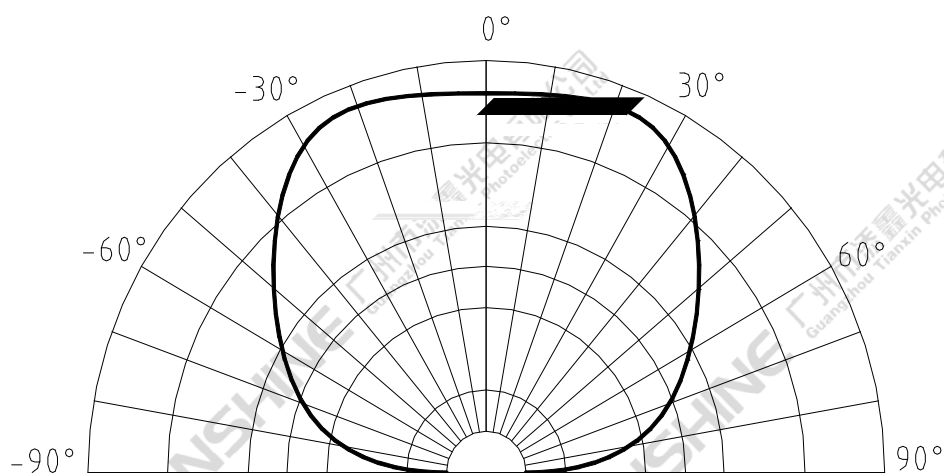
1. Luminous intensity is measured with a light sensor and filter combination that approximates the CIE eye-response curve.
2. $\theta_{1/2}$ is the off-axis angle at which the luminous intensity is half the axial luminous intensity
3. The dominant wavelength (λ_d) is derived from the CIE chromaticity diagram and represents the single wavelength which defines the color of the device.
4. Flux is measured with an accuracy of $\pm 15\%$.
5. Forward voltage is measured with an accuracy of $\pm 0.15V$.
6. CCT selection acc. to CCT groups and an accuracy of $\pm 300K$.

Typical Electrical / Optical Characteristics Curves

(25 Ambient Temperature Unless Otherwise Noted)







Part No.	TX-S3A140-002K	eSpec No.	WKF-BA3095	Page	7 of 8
-----------------	----------------	------------------	------------	-------------	--------

