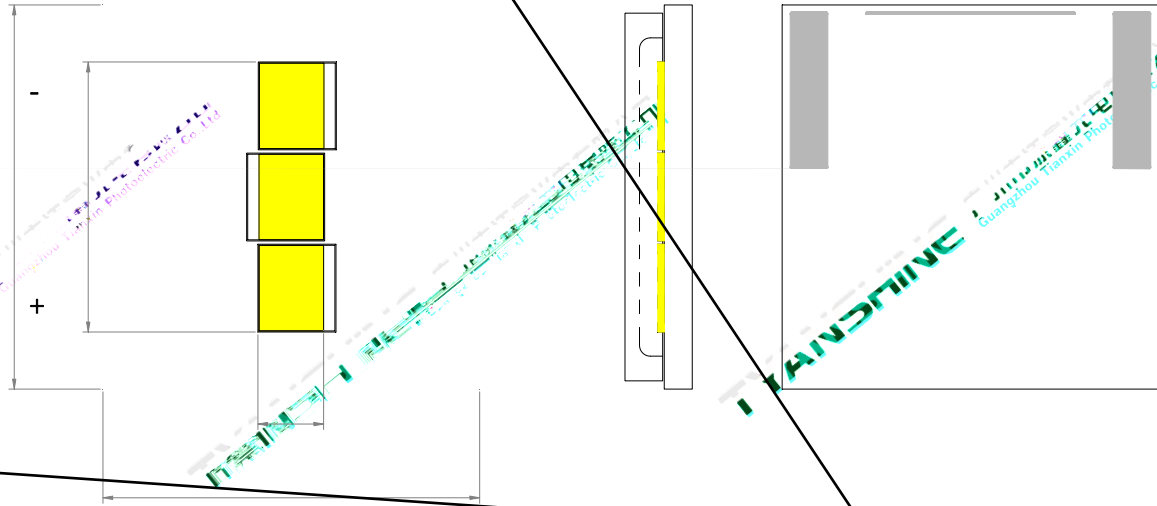




Part No.	TX-7070W45FC120-NUVENG-B01	Spec No.	WKF-FC0080	Page	1 of 10
----------	----------------------------	----------	------------	------	---------



Forward Current	IF	W1/W3	5.0	A
		W2	5.0	
Reverse Voltage	VR	Not designed for reverse operation		V
Power Dissipation	PD	W1+W3	35	W
		W2	17.5	
Junction Temperature	Tj	150		
Electrostatic Discharge Threshold (ESD)	ESD	2000		V
Storage Temperature	Tstg	-20~+70		
Operation Temperature	Topr	-30~+85		

1.Specifications are subject to change without notice.

2.The data on this specification is for reference only and the actual data is in accordance with the acknowledgment.

3.Precautions for ESD:

STATIC SHIELD Electricity and surge damages the LED. It is recommended to use a wrist band or anti-electrostatic glove when handling the LED. All devices, equipment and machinery must be properly grounded.


Luminous Flux	v	If=1.0A	W1+W3	820	900	980	lm	
			W2	410	450	490		
		If=5.0A	W1+W3	2500	2800	3100		
			W2	1250	1400	1550		
Forward Voltage	V _f	If=1.0A	W1+W3	5.4	—	6.6	V	
			W2	2.7	—	3.3		
		If=5.0A	W1+W3	6.8	—	8.0		
			W2	3.4	—	4.0		
Viewing Angle at 50°	IV	2 1/2	—	W	—	120	—	Deg
Correlated Colour Temperature	CCT	If=1.0A	W1/W2/W3	4300	—	5000	K	
		If=5.0A	W1/W2/W3	4500	—	5300		
Reverse Current	I _R	—	W	—	—	—	μA	
Thermal Resistance Junction to Case	R _{J-C}	—	W	—	—	—	K/W	
Temperature Coefficient of Voltage	V F/T	If=1.0A	W1+W3	—	-4.5	—	mV/	
			W2	—	-2.25	—		
		If=5.0A	W1+W3	—	-3.21	—		
			W2	—	-1.6	—		

1.Luminous intensity is measured with a light sensor and filter combination that approximates the CIE eye-response curve.

2. 1/2 is the off-axis angle at which the luminous intensity is half the axial luminous intensity.

3.Luminous flux measurement tolerance:±15%.

4.Forward voltage measurement tolerance:±0.15V.



TX-7070 45FC /El spec Page 1/1

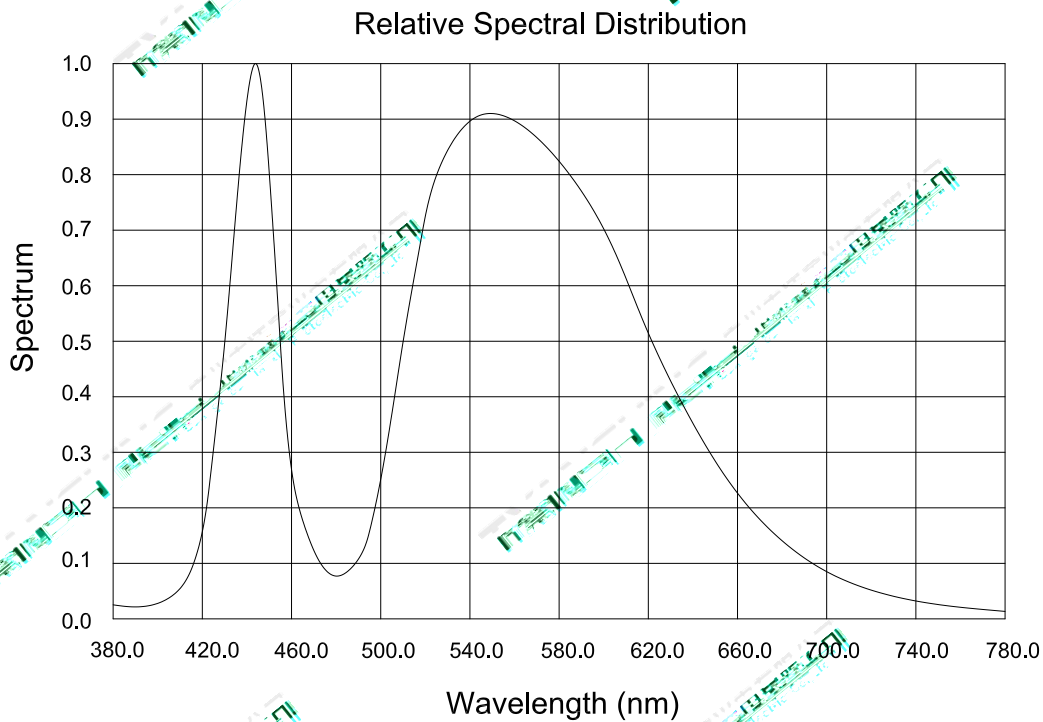
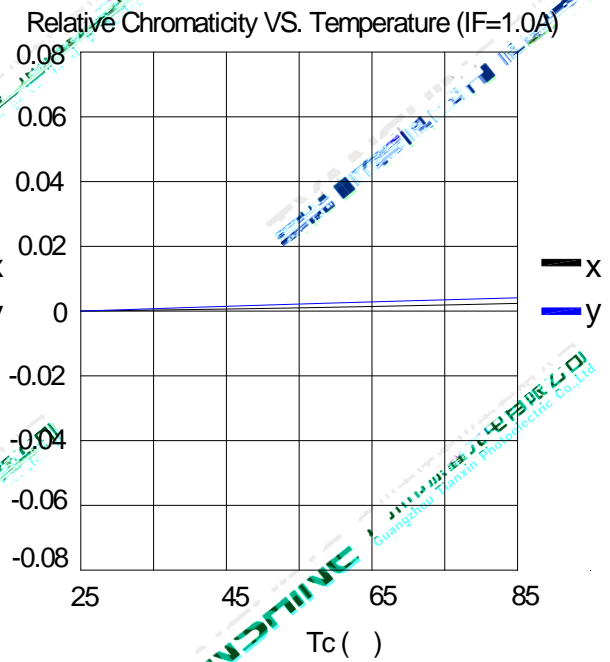
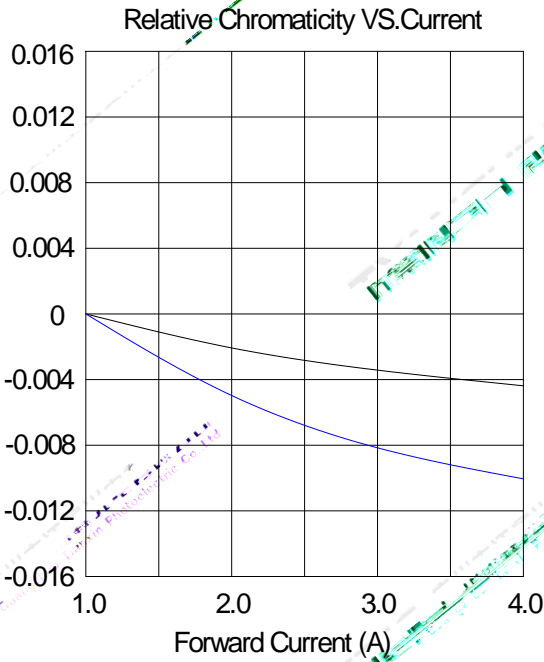
<http://www.tianxinphoto.com.cn>

© 2014 Tianxin Photoelectric Co., Ltd. All rights reserved.

(vv)



Part No.	TX-7070W45FC120-NUVENG-B01	Spec No.	WKF-FC0080	Page	6 of 10
----------	----------------------------	----------	------------	------	---------




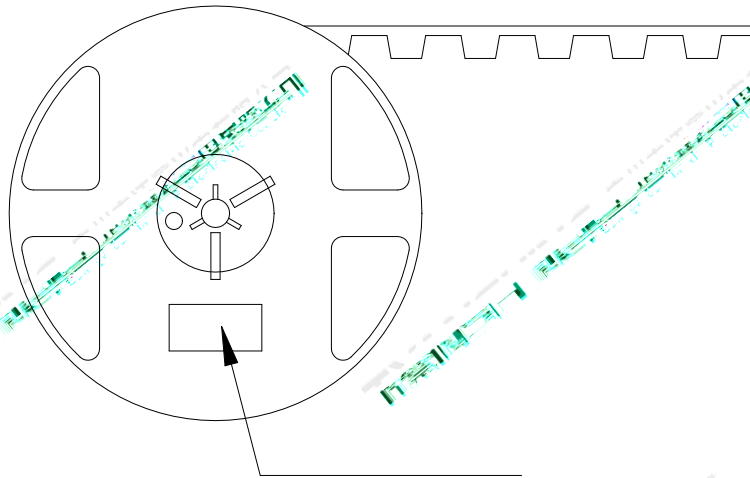
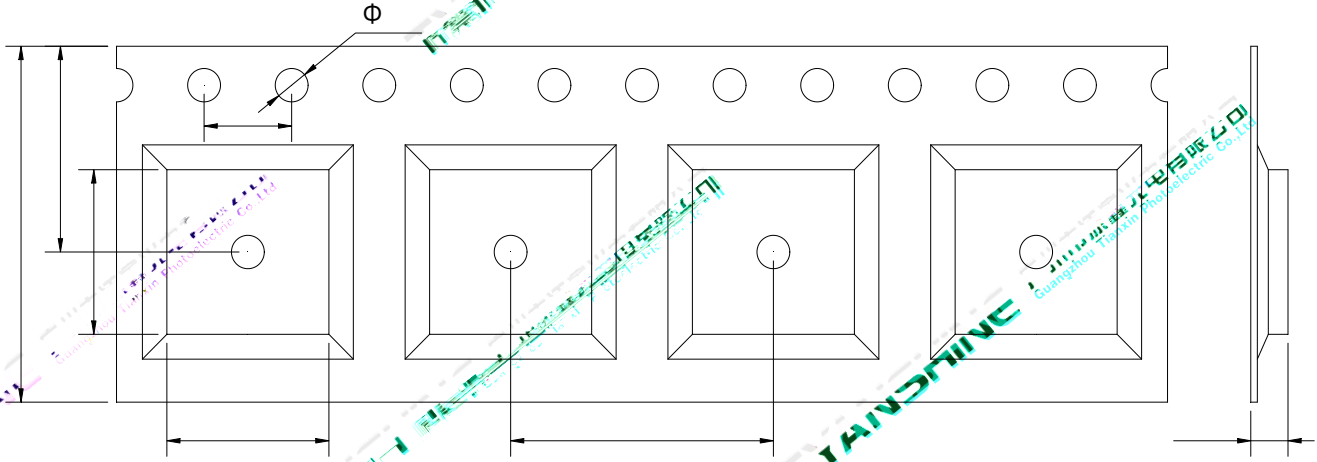
- 1. $2\theta_{1/2}$ is the off axis angle from lamp centerline where the luminous intensity is 1/2 of the peak value.
- 2. View angle tolerance is $\pm 5^\circ$.

Temperature: 5 ~ 30 (41 ~ 86)

Humidity: 60% RH Max.

Use the conditions shown to the under figure.





1. All dimensions are in millimeters.
2. Tolerances are ± 2.0 mm unless otherwise noted.
3. The products are packaged together with silica gel, Transport, not to the weight of welding LED light-emitting area, As a result of the weight of LED light-emitting zone in the quality of, Irresponsible of the Company.

Part No.	TX-7070W45FC120-NUVENG-B01	Spec No.	WKF-FC0080	Page	9 of 10
----------	----------------------------	----------	------------	------	---------

