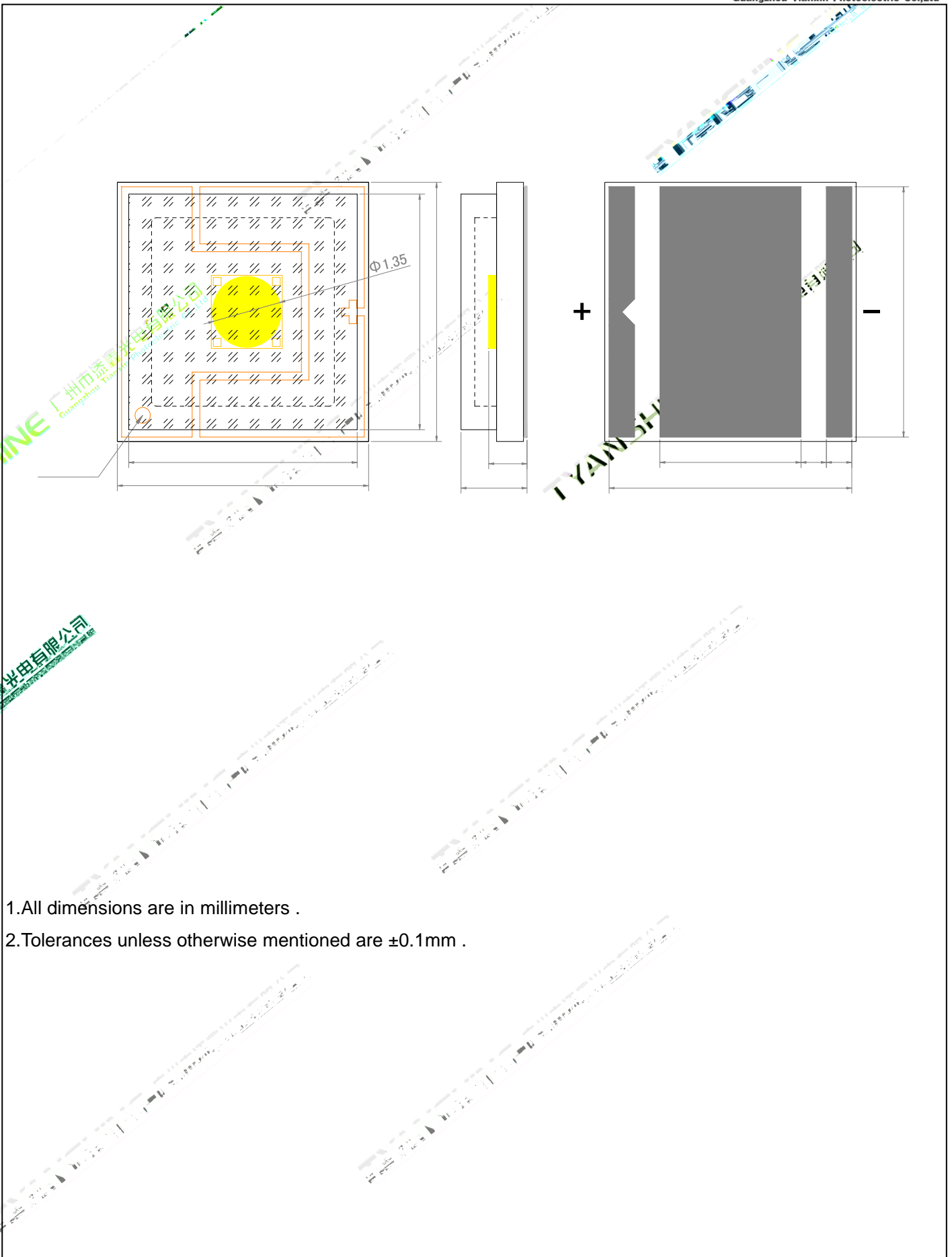


Excellent transiting heat from LED chip operating under 1.0A.
High luminous output.
No UV.
Encapsulated materials are environmentally certified and meet environmental requirements.

ThinGaN

White W

Auxiliary lighting
Ambient lighting
Architectural lighting



- 1.All dimensions are in millimeters .
- 2.Tolerances unless otherwise mentioned are $\pm 0.1\text{mm}$.

Part No.	TXD-5050W12FC180-NUVCNG-B01	Spec No.	WKF-FC0070	Page	2 of 9
----------	-----------------------------	----------	------------	------	--------

Forward Current	IF	4.0	A
Reverse Voltage	VR	Not designed for reverse operation	V
Power Dissipation	P _D	12	W
Junction Temperature	T _j	130	
Electrostatic Discharge Threshold (ESD)	ESD	2000	V
Storage Temperature	T _{stg}	-20~+70	
Operation Temperature	T _{opr}	-30~+85	

1. Specifications are subject to change without notice.

2. The data on this specification is for reference only and the actual data is in accordance with the acknowledgment.

3. Precautions for ESD:

STATIC SHIELD Electricity and surge damages the LED. It is recommended to use a wrist band or anti-electrostatic glove when handling the LED. All devices, equipment and machinery must be properly grounded.

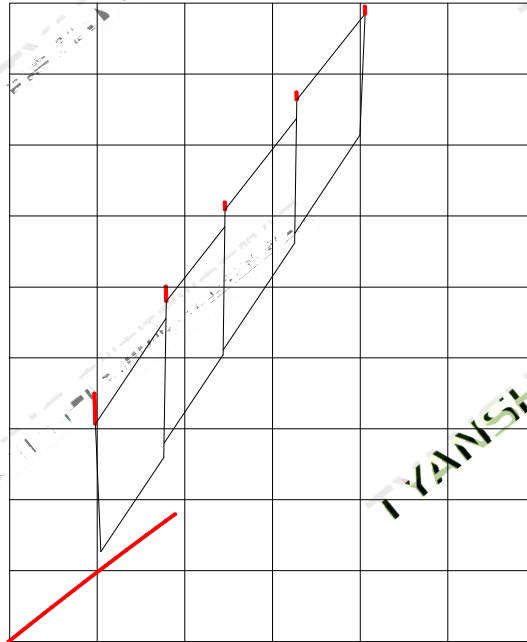
Luminous Flux	v	If=1.0A	W	300	350	400	lm
		If=4.0A	W	900	1000	1100	
Forward Voltage	V _f	If=1.0A	W	2.8	—	3.6	V
		If=4.0A	W	3.6	—	4.3	
Viewing Angle at 50° IV	2 1/2	—	W	—	120	—	Deg
Correlated Colour Temperature	CCT	If=1.0A	W	4900	—	5600	K
		If=4.0A	W	5400	—	6200	
Reverse Current	I _R	—	W	—	—	—	μA
Temperature Coefficient of Voltage	V F/T	If=1.0A	W	—	-3.58	—	mV/
		If=4.0A	W	—	-2.53	—	

1.Luminous intensity is measured with a light sensor and filter combination that approximates the CIE eye-response curve.

2. 1/2 is the off-axis angle at which the luminous intensity is half the axial luminous intensity.

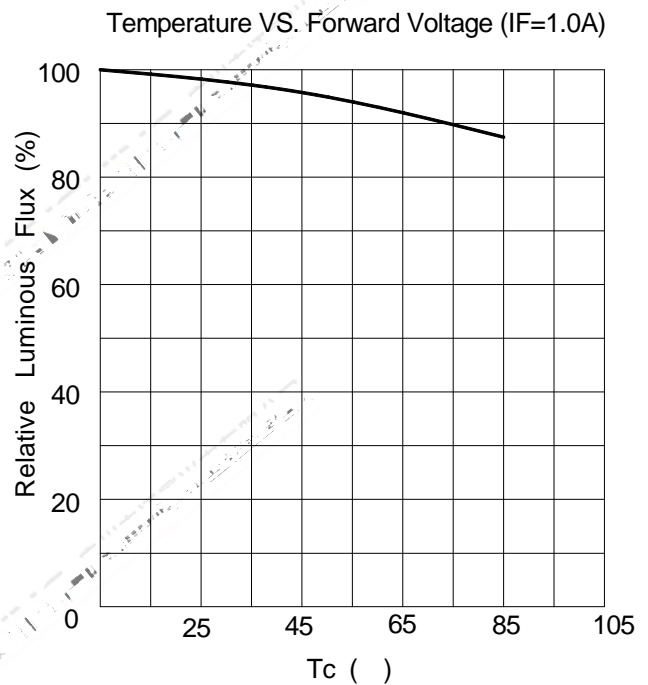
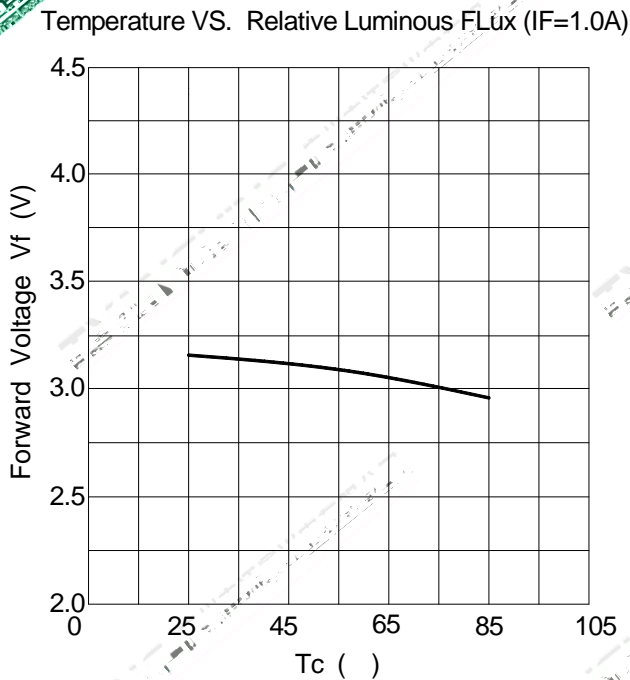
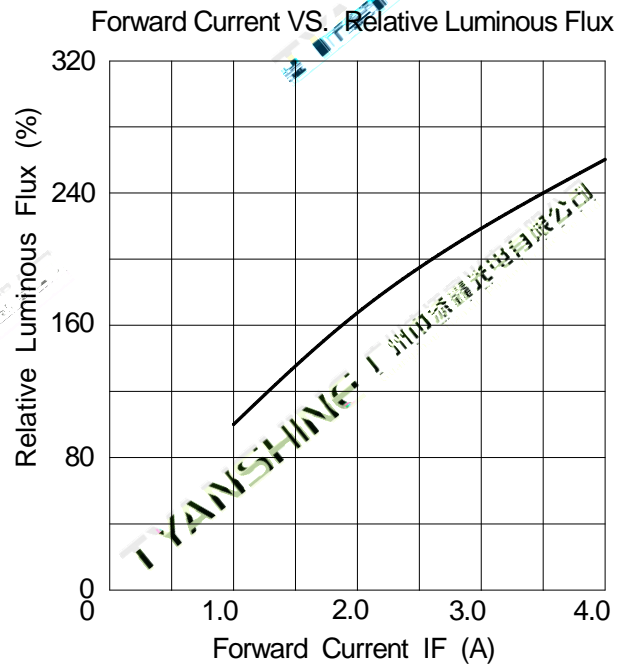
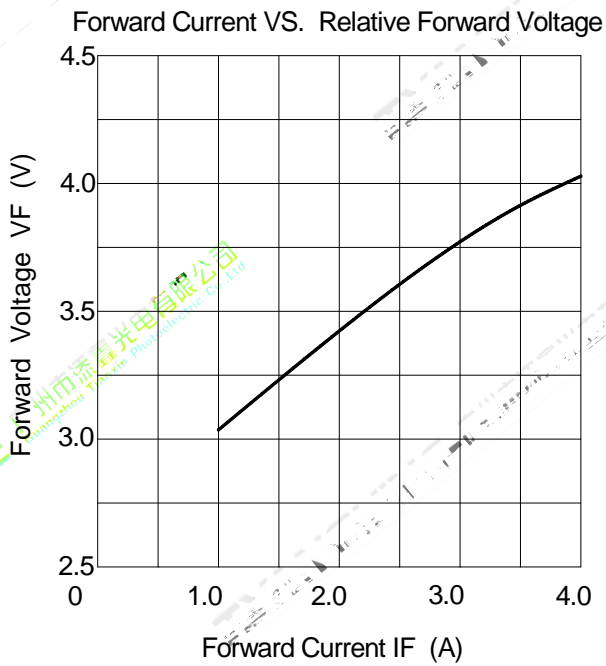
3.Luminous flux measurement tolerance:±15%.

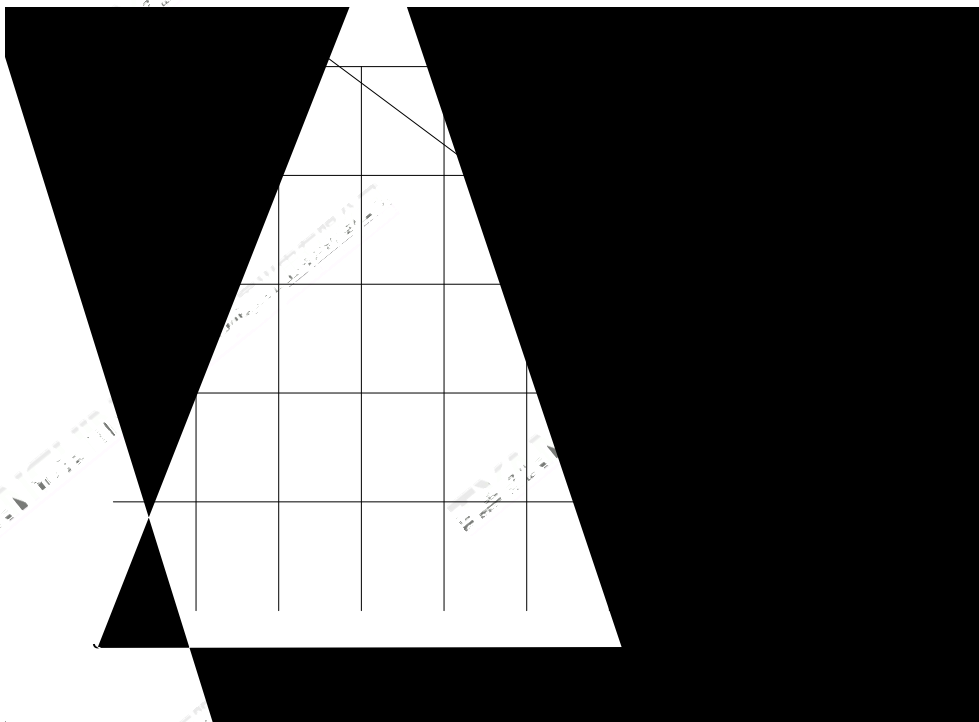
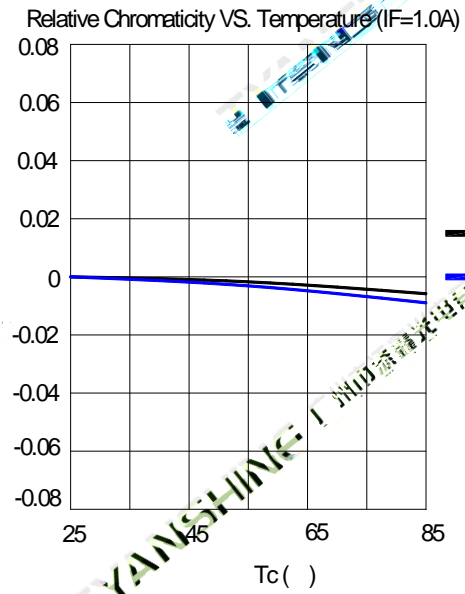
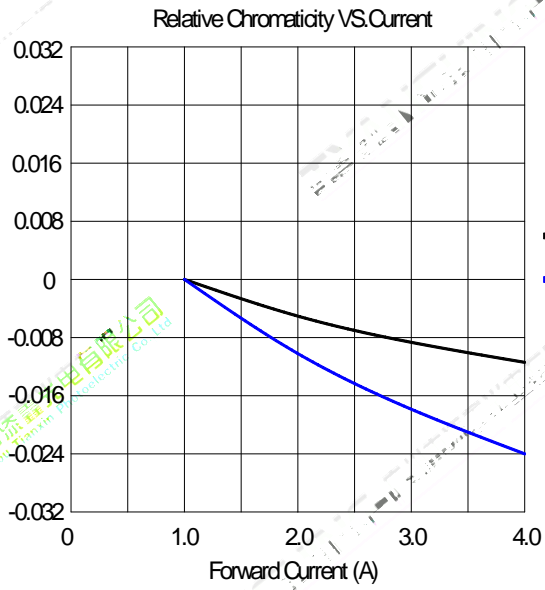
4.Forward voltage measurement tolerance:±0.15V.



Region	CCT Range		X1	Y1	X2	Y2	X3	Y3	X4	Y4
	Min	Max								
J	4700K	4900K	0.3600	0.4014	0.3606	0.4185	0.3528	0.4064	0.3526	0.3875
I	4900K	5100K	0.3525	0.3862	0.3528	0.4037	0.3446	0.3909	0.3444	0.3711
H	5100K	5300K	0.3444	0.3704	0.3446	0.3885	0.3379	0.3780	0.3376	0.3580
G	5300K	5600K	0.3376	0.3559	0.3379	0.3756	0.3298	0.3607	0.3304	0.3427

(25 Ambient Temperature Unless Otherwise Noted)




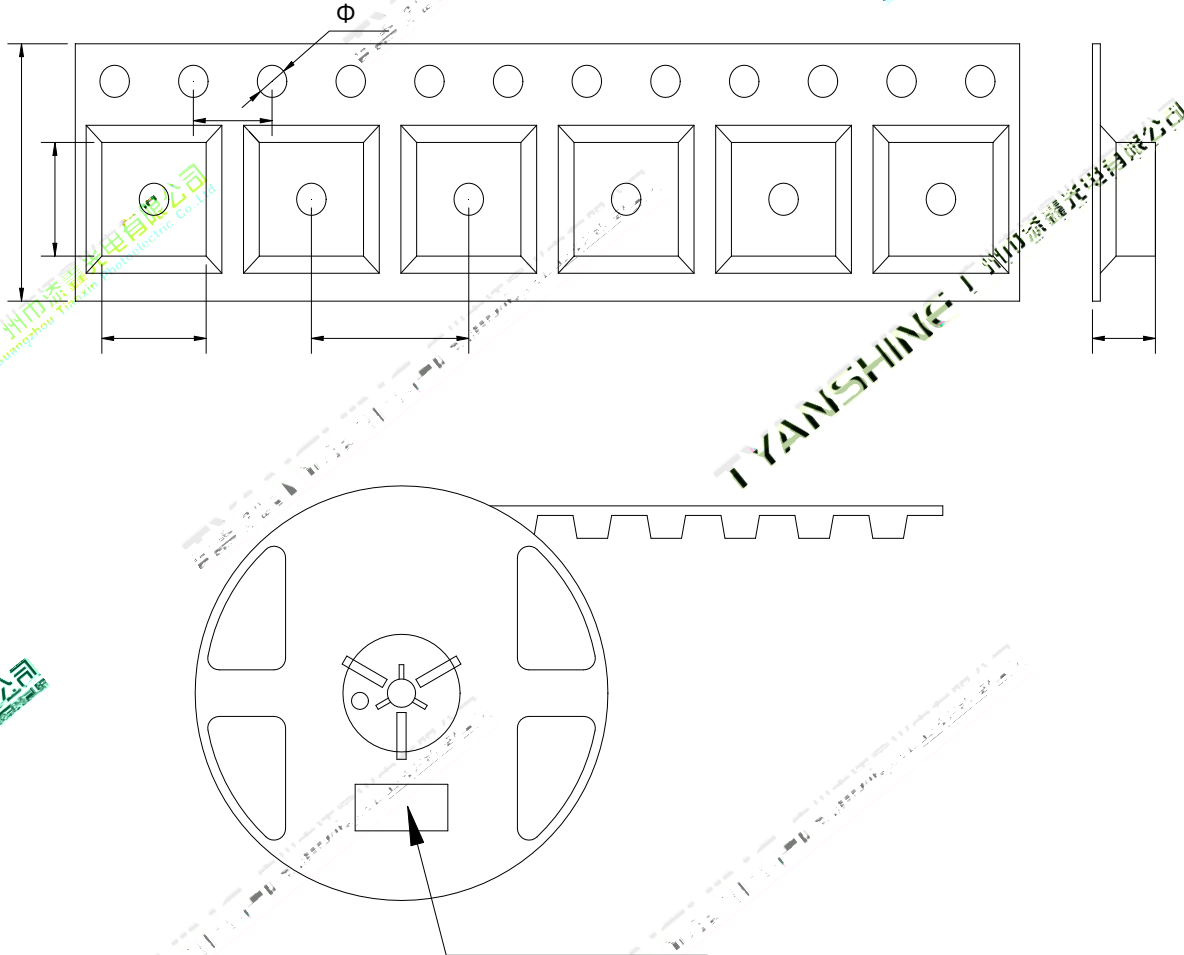


Temperature: 5 ~ 30 (41 ~ 86)

Humidity: 60% RH Max.

Use the conditions shown to the under figure.





1. All dimensions are in millimeters.
2. Tolerances are ± 2.0 mm unless otherwise noted.
3. The products are packaged together with silica gel, Transport, not to the weight of welding LED light-emitting area, As a result of the weight of LED light-emitting zone in the quality of, Irresponsible of the Company.

Part No.	TXD-5050W12FC180-NUVCNG-B01	Spec No.	WKF-FC0070	Page	9 of 9
----------	-----------------------------	----------	------------	------	--------