

# TX-2016R8VCA1-NP3CD-01

## PRODUCT SPECIFICATION

### Features:

1. High brightness, high efficiency, long life span, low power consumption.  
 2. High reliability, high stability, low failure rate.  
 3. High temperature resistance, high humidity resistance, high salt spray resistance.  
 4. High precision, high consistency, high uniformity.  
 5. High safety, high security, high protection level.

### Chip Material:

AlGaIn

### Emitting Color:

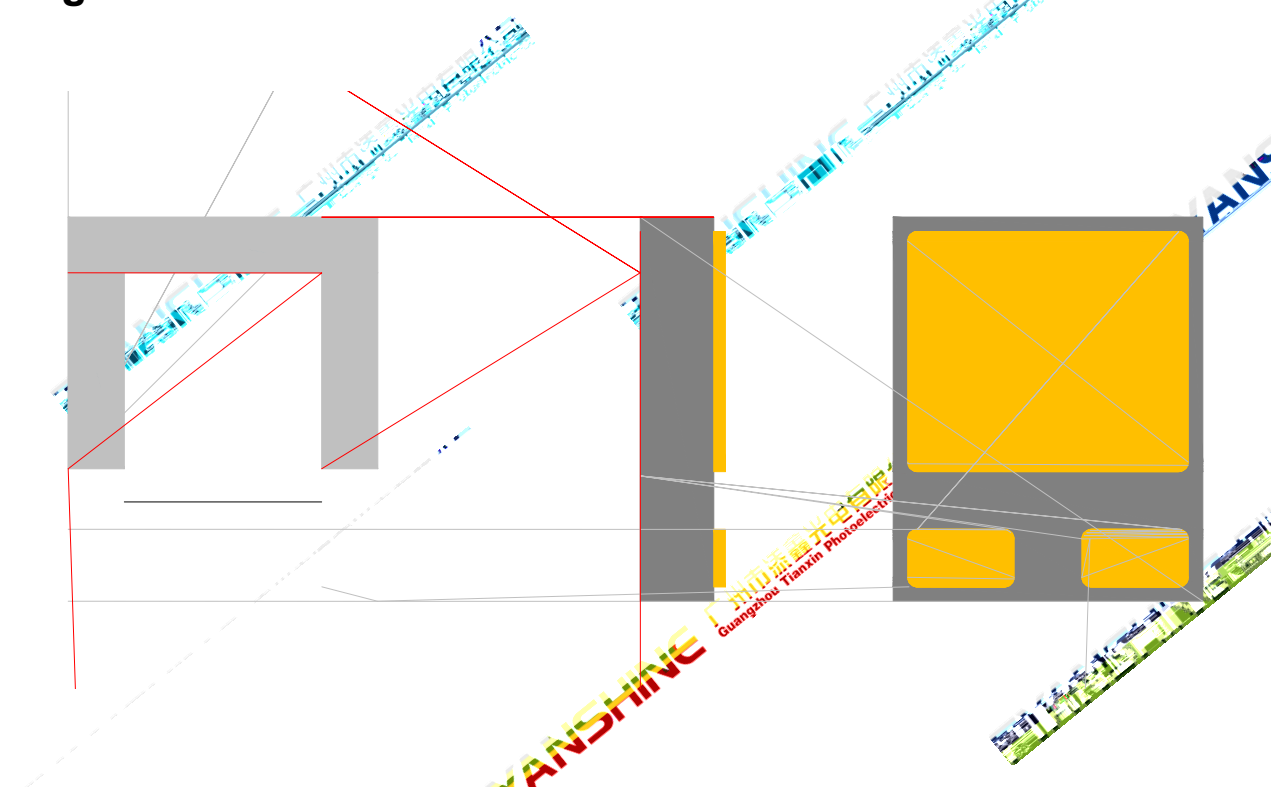
Blue

### Applications:

1. High power LED lighting.  
 2. High power LED display.  
 3. High power LED backlight.  
 4. High power LED indicator.

Unit: mm	Yield: 95%	Wavelength: 460nm	Power: 1W	Viewing angle: 120°	Life span: 50,000h
----------	------------	-------------------	-----------	---------------------	--------------------

Package Dimensions:



Úælc Þ[É VÝĚĚFÎÛÌXÔĈFĚÞÚHÔÖĚF

Ù]⁂ Þ[É

Y SØĚÒÚĚFG

Úæ\*^ G [- ì

@cc]KDD , , , Ěç|^â&}

X^!•â[ }KFĚ

### Absolute Maximum Ratings (Tc=25 )

Parameter	Symbol	Ratings	Unit
$\varnothing$	$\varnothing$	6V	V
$I_{\text{FM}}$	$I_{\text{FM}}$	1	A
$I_{\text{RM}}$	$I_{\text{RM}}$	1	A
$V_{\text{R}}$	$V_{\text{R}}$	6V	V
$I_{\text{VM}}$	$I_{\text{VM}}$	0.5A	A
$V_{\text{CM}}$	$V_{\text{CM}}$	6V	V
$I_{\text{VM}}$	$I_{\text{VM}}$	0.5A	A

**Notes:**

1. The maximum ratings are based on a pulse width of 100μs and a duty cycle of 10%.  
 2. The maximum ratings are based on a pulse width of 100μs and a duty cycle of 10%.  
 3. The maximum ratings are based on a pulse width of 100μs and a duty cycle of 10%.  
 4. The maximum ratings are based on a pulse width of 100μs and a duty cycle of 10%.  
 5. The maximum ratings are based on a pulse width of 100μs and a duty cycle of 10%.

$I_{\text{FM}}$	$I_{\text{RM}}$	$V_{\text{R}}$	$I_{\text{VM}}$	$V_{\text{CM}}$	$I_{\text{VM}}$
-----------------	-----------------	----------------	-----------------	-----------------	-----------------

① 最大额定值是在脉冲宽度为 100μs，占空比为 10% 的条件下定义的。  
 ② 最大额定值是在脉冲宽度为 100μs，占空比为 10% 的条件下定义的。  
 ③ 最大额定值是在脉冲宽度为 100μs，占空比为 10% 的条件下定义的。  
 ④ 最大额定值是在脉冲宽度为 100μs，占空比为 10% 的条件下定义的。  
 ⑤ 最大额定值是在脉冲宽度为 100μs，占空比为 10% 的条件下定义的。

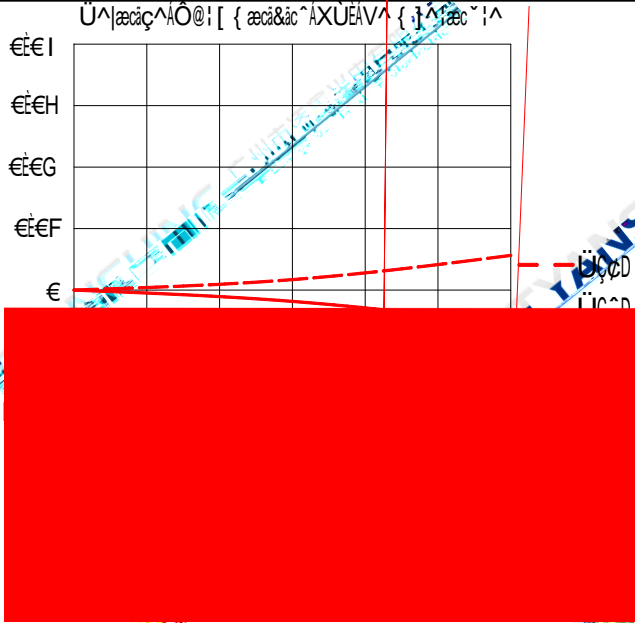
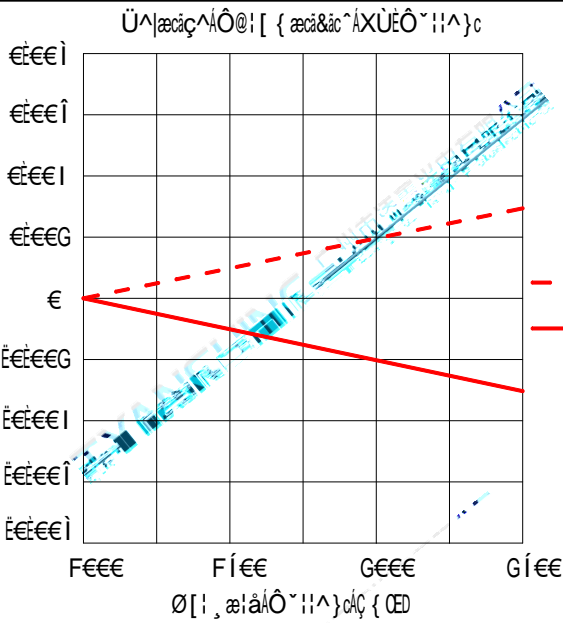
**Electrical Optical Characteristics (Tc=25°C IF=1.0A)**

Parameter	Symbol	Min.	Typ.	Max.	Units
$\bar{S} \{ \bar{a} \} [ \sim \bullet \bar{O} ] \bar{\varphi}$	$\varphi$	F€ì	FFì	FGì	{
$\bar{O} [ i , \bar{a} ] \bar{X} [   \bar{c} \bar{a} * \bar{\wedge}$	X-	GÈF	GÈG	GÈH	X
$\bar{O} [ \{ \bar{a} \} \bar{a} \} \bar{c} \bar{Y} \bar{a} \bar{c} \bar{\wedge} \bar{\wedge} \} * \bar{c} \bar{O}$	$\bar{a}$	îG€	îGGÉí	îGí	} {
$\bar{U} \bar{a} \bar{e} \setminus \bar{O} \{ \bar{a} \bullet \bar{a} [ ] \} \bar{Y} \bar{a} \bar{c} \bar{\wedge} \bar{\wedge} \} * \bar{c} \bar{O}$	]	îGJ	îHFÉí	îHI	} {
$\bar{U} ] \bar{\wedge} \bar{c} \bar{a} \bar{a} \bar{S} \bar{a} \bar{\wedge} \bar{P} \bar{a} \bar{e} \bar{Y} \bar{a} \bar{c} \bar{O}$		FH	Fî	FJ	} {
$X \bar{a} \bar{\wedge} , \bar{a} \} * \bar{c} \bar{E} \} *   \bar{\wedge} \bar{a} \bar{e} \bar{c} \bar{I} \bar{E} \quad \bar{Q} \bar{X}$	G <sub>FG</sub>	.	FG€	.	Ö^*
$\bar{U} \bar{\wedge} \bar{c} \bar{\wedge} \bar{\wedge} \bar{\wedge} \bar{O} \sim   \bar{\wedge} \bar{\wedge} \} \bar{c}$	QÜ	.		G	µ€
$V \bar{O} \bar{\wedge} \bar{\wedge} \{ \bar{a}   \bar{U} \bar{\wedge} \bar{\wedge} \bar{c} \bar{a} \} \bar{\wedge} \bar{\wedge} \bar{R} \bar{\wedge} \} \bar{\wedge} \bar{c} \bar{a} [ ] \bar{c} [ \bar{O} \bar{a} \bar{\wedge} \bar{\wedge}$	Ü <sub>REÓ</sub>	.	IÈí	.	SØY
$V \bar{\wedge} \{ ] \bar{\wedge} \bar{a} \bar{e} \bar{\wedge} \bar{\wedge} \bar{O} [ \bar{\wedge} \bar{\wedge} \bar{a} \bar{\wedge} \bar{\wedge} \} \bar{c} [ - \bar{X} [   \bar{c} \bar{a} * \bar{\wedge}$	X ØDV	.	ÈHÈH	.	{ XØ

**Notes:**

- FÈŠ̄ { ā } [ ∼ • ā ] c̄ • ā̂ • { ^̄ • | ā̂ , ā̂ c̄ • ^ } • [ ! ā̂ ā̂ - ā̂ c̄ | & { { ā̂ } ā̂ c̄ [ ] c̄ ā̂ c̄ ā̂ } | [ ā̂ { ā̂ • c̄ ā̂ Ō Ō } ^̄ ā̂ | ā̂ • ] [ ] • ^̄ & | ā̂ c̄ ā̂
- GÈ<sub>FG</sub> ā̂ • c̄ ā̂ [ - Ē ā̂ ā̂ • ā̂ ] \* | ā̂ ā̂ , @ ā̂ c̄ ā̂ | ~ { ā̂ } [ ∼ • ā̂ ] c̄ • ā̂ • @ ā̂ - c̄ ā̂ ā̂ ā̂ | ~ { ā̂ } [ ∼ • ā̂ ] c̄ • ā̂ c̄ Ē
- HÈŠ̄ { ā̂ } [ ∼ • - ] c̄ { ^̄ • | ā̂ { ^̂ } c̄ c [ | ā̂ ] & ^̂ K + F € Ā Ē
- IÈØ [ i , ā̂ ] ā̂ c̄ [ | c̄ ā̂ \* ^̂ { ^̄ • | ā̂ { ^̂ } c̄ c [ | ā̂ ] & ^̂ K + È H X È
- IÈÜ ā̂ { ^̄ • | ā̂ { ^̂ } c̄ c [ | ā̂ ] & ^̂ K + G È





Úæíc Þ [É VÝË€FíÛ ÌXÔÇFËÞÚHÔÖË€F

Ù] ^ & Þ [É

Y SØÈÓÚ€€FG

Úæ\*^ î [- ì

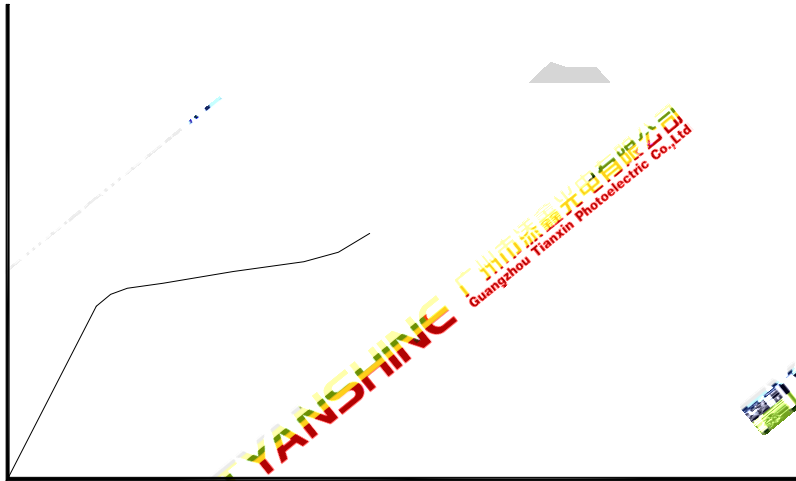
# Usage Precautions

## Storage Environment Condition

V^ { ]^!æc~!^K Í dH€ ÇIF dîî D  
P~ { äâac^K Î€Ã ÜP TæçÈ

## Soldering Condition


W•^ c@^ & [ } äâcä [ } ••@[ , } c [ c@^ ~ } ä^! -ä\*~!^È



Úæ!c P [È	VÝÈ€FÎÛÌXÔÇFÈPÚHÔÖÈ€F	Ù] ^& P [È	Y SØÈÒÚ€€FG	Úæ*^ Ì [- ì
-----------	-----------------------	------------	-------------	-------------

# Dimensions For Cannulation And Packaging

Quantity: 3000PCS



Úælc Þ [É	VÝĚĚFÎÛÌXÔĈFĚÞÚHÔÖĚF	Ù] ^ & Þ [É	Y SØĚÒÚĚĚFG	Úæ* ^ ì [- ì
-----------	----------------------	-------------	-------------	--------------