

E  
H  
N  
E

LED

2200 A.

G N

L (L)

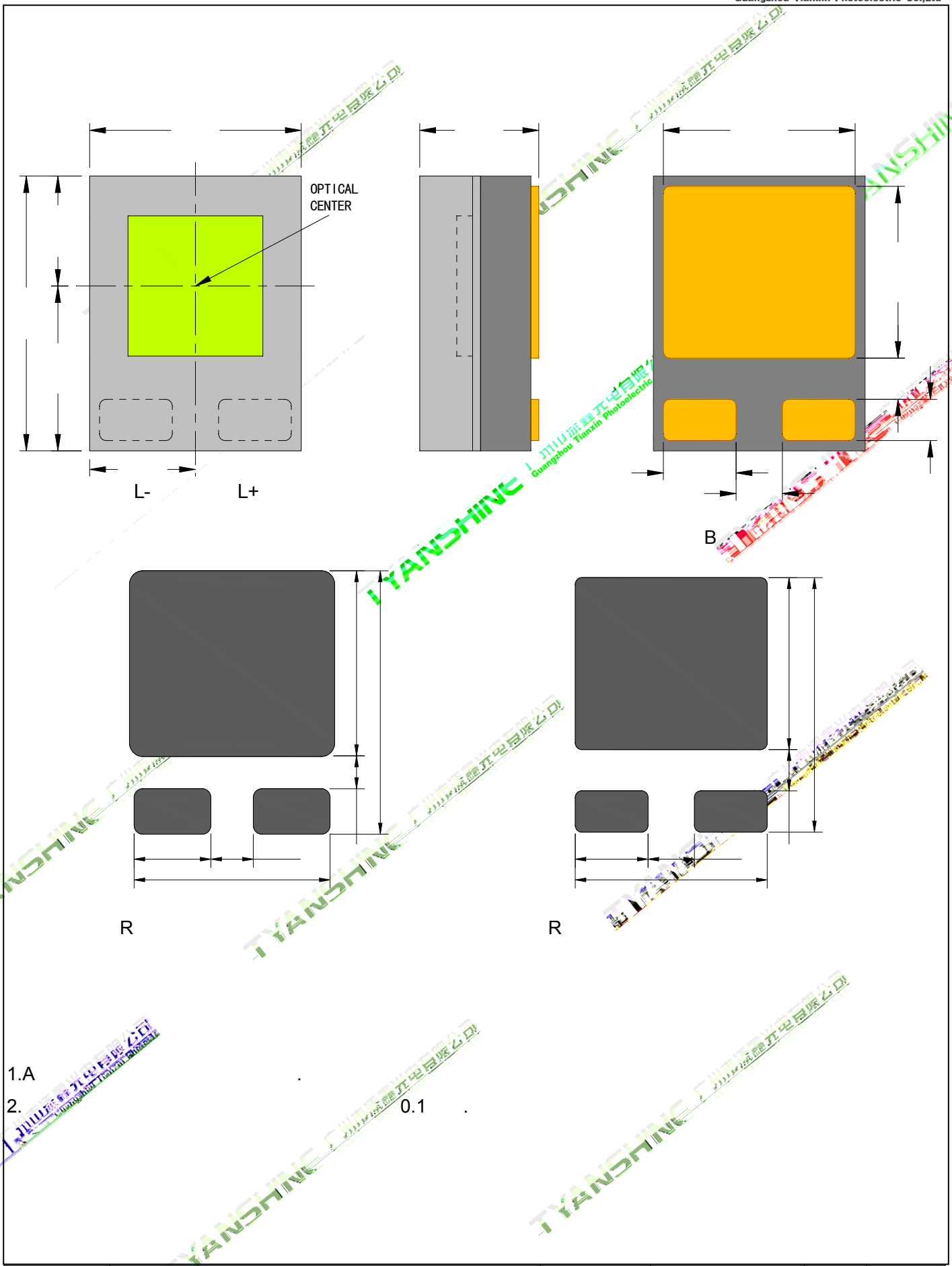
P F

G  
G

P N .	-2016L8 RA1-NP3DE-01	N .	KF-EP0009 P	1 8
-------	----------------------	-----	-------------	-----

://

:1.0



1.A

2.


0.1

P	N .	-2016L8 RA1-NP3DE-01	N .	KF-EP0009	P	2	8
---	-----	----------------------	-----	-----------	---	---	---

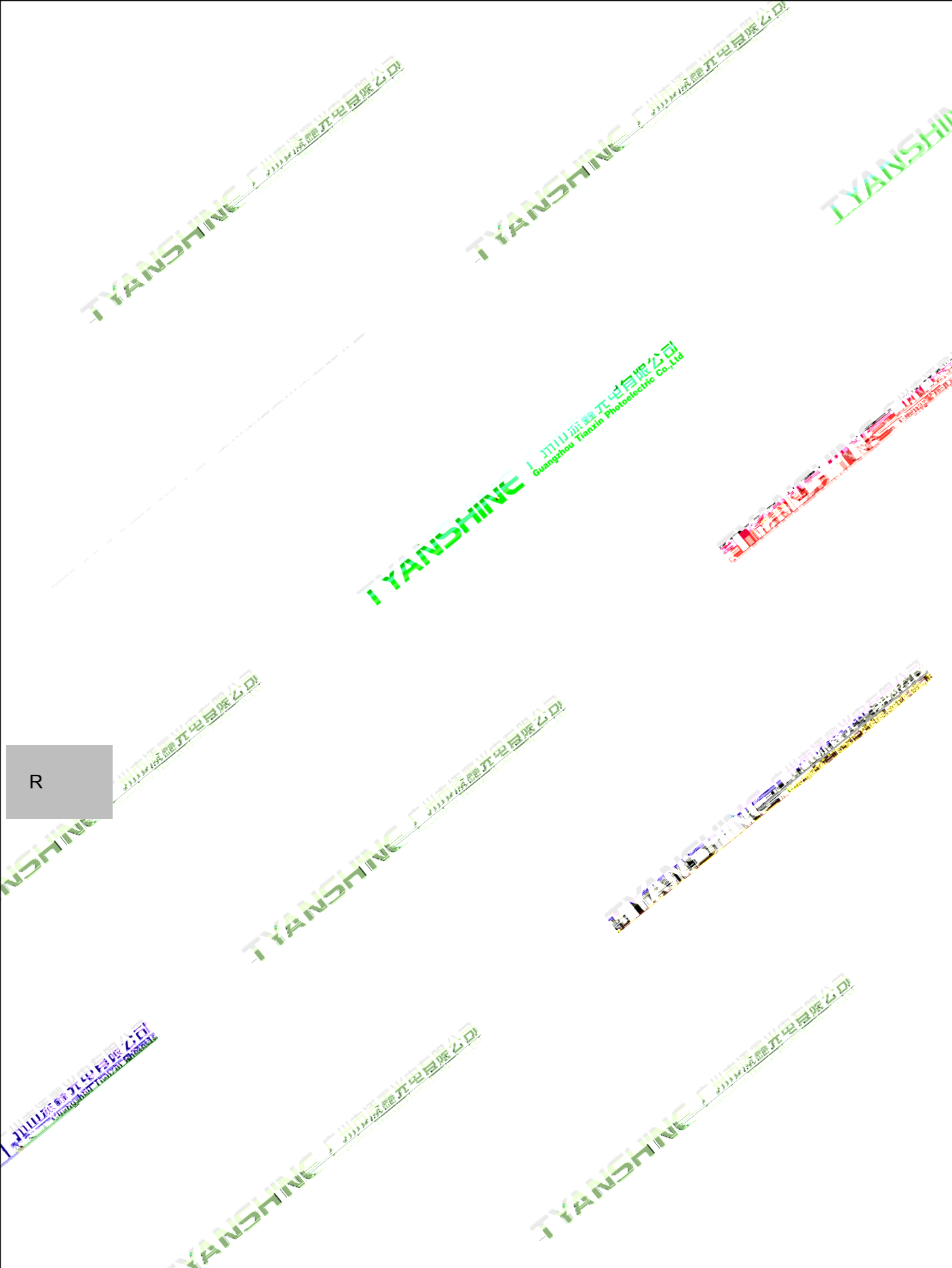
://

:1.0

F C		IF	2200	A
R		R	5	
P D		P <sub>D</sub>	7.92	
J			150	
E D	(E D)	E D	E D	
			-40 +70	
O			-30 +85	



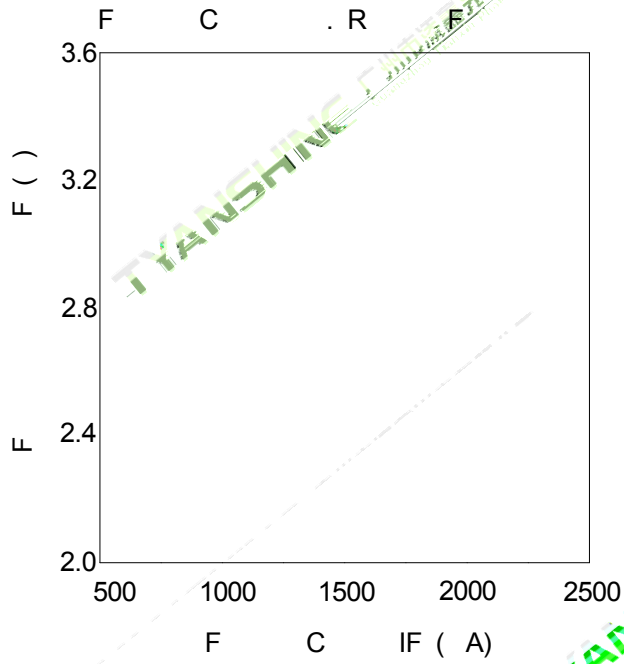
P N .	-2016L8 RA1-NP3DE-01	N .	KF-EP0009	P	3	8
-------	----------------------	-----	-----------	---	---	---



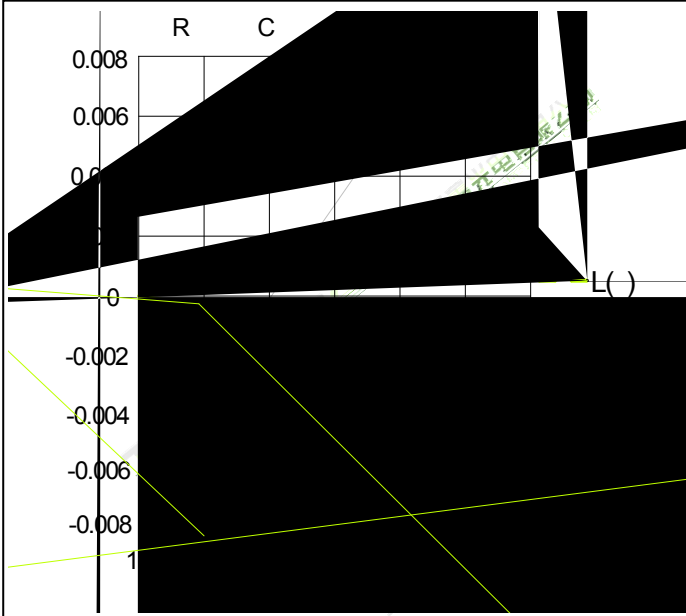
R

P	N .	-2016L8 RA1-NP3DE-01	N .	KF-EP0009	P	4	8
---	-----	----------------------	-----	-----------	---	---	---

(25 A O N )

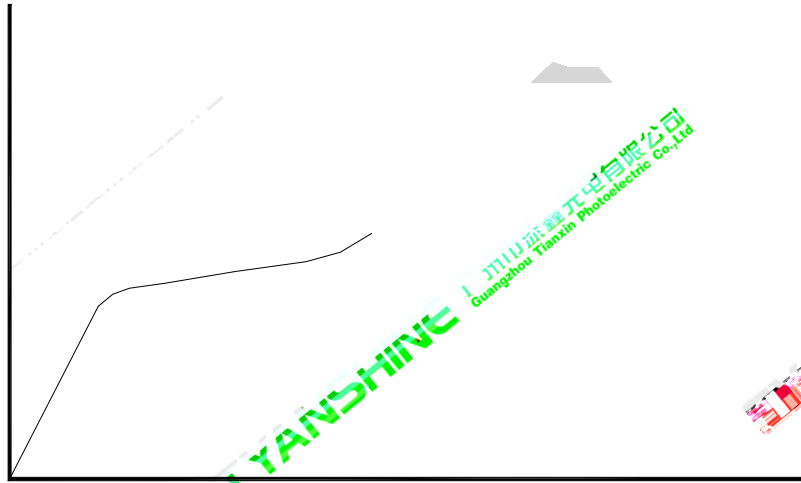


P N .	-2016L8 RA1-NP3DE-01	N .	KF-EP0009	P	5	8
-------	----------------------	-----	-----------	---	---	---

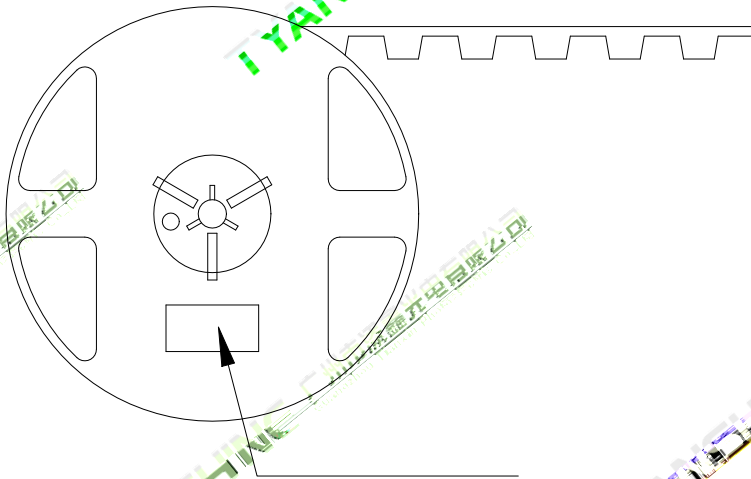
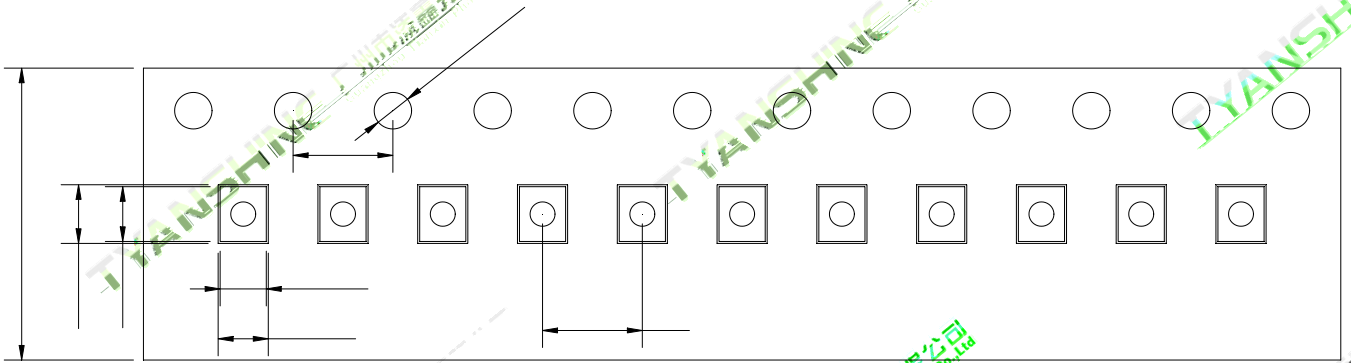


P	N .	-2016L8 RA1-NP3DE-01	N .	KF-EP0009	P	6	8
---	-----	----------------------	-----	-----------	---	---	---

: 5 30 (41 86)  
H : 60% RH M .



P	N .	-2016L8 RA1-NP3DE-01	N .	KF-EP0009	P	7	8
---	-----	----------------------	-----	-----------	---	---	---



1. A  
2. 2.0  
3. , A  
LED  
LED  
LED

P	N .	-2016L8 RA1-NP3DE-01	N .	KF-EP0009	P	8	8
---	-----	----------------------	-----	-----------	---	---	---